



## FinalForms

### Parent registration

#### How do I sign up?

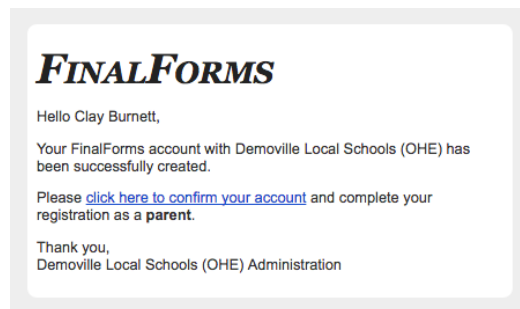
1. Go to: <https://lynden-wa.finalforms.com/>
2. Locate the parent icon and click **NEW ACCOUNT** below.



3. Type your YOUR NAME, DATE OF BIRTH, and EMAIL. Next, click **REGISTER**.

*NOTE: You will receive an email within 2 minutes prompting you to confirm and complete your registration. If you do not receive an email, then check your spam folder. If you still cannot locate the FinalForms email, then email [support@finalforms.com](mailto:support@finalforms.com) informing our team of the issue.*

4. Check your email for an **ACCOUNT CONFIRMATION EMAIL** from the FinalForms Mailman. Once received and opened, click **CONFIRM YOUR ACCOUNT** in the email text.



5. Create your new FinalForms password. Next, click **CONFIRM ACCOUNT**.
6. Click **REGISTER STUDENT** for your first child.



## FinalForms


### Registering a student

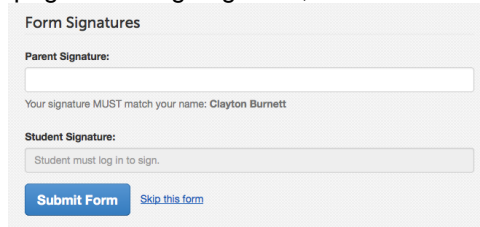
#### What information will I need?

- Basic medical history and health information.
- Insurance company and policy number.
- Doctor, dentist, and medical specialist contact information.
- Hospital preference and contact information.

#### How do I register my first student?

*IMPORTANT: If you followed the steps on the previous page, you may Jump to Step number 3.*

- Go to: <https://lynden-wa.finalforms.com/>
- Click **LOGIN** under the Parent Icon.  

- Locate and click the **ADD STUDENT** button.
- Type in the **LEGAL NAME** and other required information. Then, click **CREATE STUDENT**.
- If your student plans to participate in a sport, activity, or club**, then click the checkbox for each. Then, click **UPDATE** after making your selection. Selections may be changed until the registration deadline.
- Complete each form and sign your full name (*i.e. 'Jonathan Smith'*) in the parent signature field on each page. After signing each, click **SUBMIT FORM** and move on to the next form.



Form Signatures

Parent Signature:

Your signature MUST match your name: Clayton Burnett

Student Signature:

Student must log in to sign.

**Submit Form** [Skip this form](#)

- When all forms are complete, you will see a 'Forms Finished' message.

*IMPORTANT: If required by your district, an email will automatically be sent to the email address that you provided for your student that will prompt form your student to sign required forms.*

#### How do I register additional students?

Click **MY STUDENTS**. Then, repeat steps number 3 through number 7 for each additional student.

#### How do I update information?

Login at any time and click **UPDATE FORMS** to update information for any student.